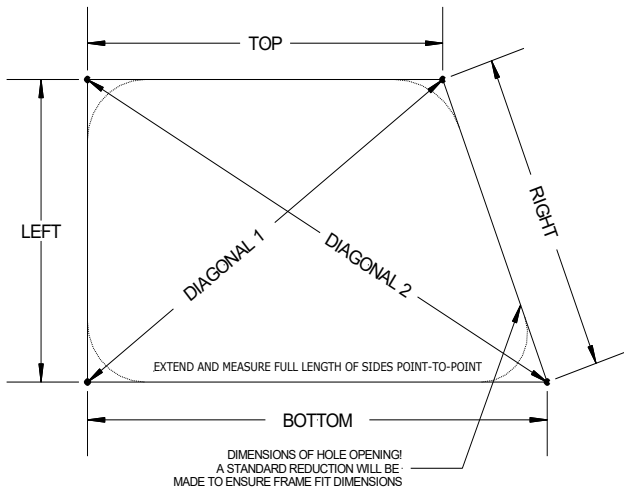


**THIS SHAPE IS FOR EXAMPLE ONLY:**

THIS MEASUREMENT GUIDE WORKS FOR ANY FOUR-SIDED SHAPE  
NOTE: FOR SIMPLE RECTANGLES, SIMPLY PROVIDE  
MEASUREMENTS FOR THE BOTTOM SIDE & LEFT SIDE



DIMENSIONS (+/- 1/16") OF **ROUGH OPENING**

BOTTOM: \_\_\_\_\_

LEFT: \_\_\_\_\_

TOP: \_\_\_\_\_

RIGHT: \_\_\_\_\_

DIAGONAL 1: \_\_\_\_\_

DIAGONAL 2: \_\_\_\_\_

THESE MEASUREMENTS TAKEN FROM (select one)

**OUTSIDE LOOKING IN**      **INSIDE LOOKING OUT**

**QUANTITY AND/OR WINDOW NAME** (EX. PORT SIDE GALLEY): \_\_\_\_\_

**STANDARD DUTY MARINE SERIES**

GLAZED WITH 1/4" GLASS

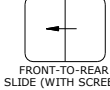
FIXED



DROP-SLIDE



FWD-SLIDE

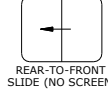


FRONT-TO-REAR SLIDE (WITH SCREEN)

DOUBLE-SLIDE



AFT-SLIDE



REAR-TO-FRONT SLIDE (NO SCREEN)

TOP-HINGE



**HEAVY DUTY MARINE SERIES**

GLAZED WITH 3/8" OR 1/2" GLASS

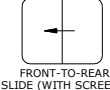
FIXED



DROP-SLIDE



FWD-SLIDE



FRONT-TO-REAR SLIDE (WITH SCREEN)

DOUBLE-SLIDE



AFT-SLIDE



REAR-TO-FRONT SLIDE (NO SCREEN)

TOP-HINGE



**HOUSEBOAT ELITE SERIES**

DUAL PANE ELITE—SERIES 1800  
SINGLE PANE ELITE—SERIES 1600

FIXED



HALF-SLIDE



LIFT-SLIDE



DOUBLE-SLIDE



T-SLIDE



**CORNER RADIUS** (select one)      MITERED/WELDED (SQUARE)      2-1/2"      3-0"

**FRAME COLOR** (select one)      CLEAR ANODIZED      BLACK POWDER-COAT(\$)  
WHITE POWDER-COAT(\$)  
LIGHT GRAY POWDER-COAT(\$\$)  
METALIC GRAY POWDER-COAT(\$\$)  
ALMOND POWDER-COAT(\$\$)

**GLASS TINT** (select one)      CLEAR      SOLEX(\$)  
(light green)      GREY(\$)  
BRONZE(\$)  
DARK GREY(\$\$)  
(greylite-black)  
SOLAR COOL BRONZE(\$\$)  
(mirror reflective coating)  
SATIN ETCH(\$\$)  
(opaque)

**WINDOW LOCATION** (select one or more)      PORT SIDE (LEFT SIDE)      STARBOARD SIDE (RIGHT SIDE)      FORWARD      AFT  
WHEN INSIDE FACING FORWARD

**LIST TOTAL FINISHED WALL THICKNESS** (+/- 1/16") \_\_\_\_\_

COMPANY / CONTACT NAME: \_\_\_\_\_

SHIP ADDRESS: \_\_\_\_\_ CITY, STATE, ZIPCODE: \_\_\_\_\_

CONTACT PHONE NUMBER(S): \_\_\_\_\_

E-MAIL: \_\_\_\_\_

FAX: \_\_\_\_\_

**PRINT COMPLETED WORKSHEET FOR EACH WINDOW  
AND FAX COMPLETED FORMS TO: 360-213-1274  
OR EMAIL COMPLETED FORMS TO: ORDER@MOTIONWINDOWS.COM**

